

SONY®



Safety Guide

安全指南

CUH-7218B

4-743-719-2(1)

EN

WARNING

To avoid electrical shock, do not open the enclosure. Refer servicing to qualified personnel only.

Caution
Use of controls or adjustments or performance of procedures other than those specified herein may result in hazardous radiation exposure.

The use of optical instruments with this product will increase eye hazard.



This appliance is classified as a CLASS 1 LASER product under IEC60825-1:2007, 2014.

Photosensitivity/Epilepsy/Seizures

A very small percentage of individuals may experience epileptic seizures or blackouts when exposed to certain light patterns or flashing lights. Exposure to certain patterns or backgrounds on a television screen or when playing video games may trigger epileptic seizures or blackouts in these individuals. These conditions may trigger previously undetected epileptic symptoms or seizures in persons who have no history of prior seizures or epilepsy. If you, or anyone in your family, has an epileptic condition or has had seizures of any kind, **consult your physician before playing**.

IMMEDIATELY DISCONTINUE use and consult your physician before resuming gameplay if you or your child experience any of the following health problems or symptoms:

- dizziness,
- altered vision,
- eye or muscle twitches,
- loss of awareness,
- disorientation,
- seizures, or
- any involuntary movement or convulsion.

RESUME GAMEPLAY ONLY ON APPROVAL OF YOUR PHYSICIAN.

Use and handling of video games to reduce the likelihood of a seizure

- Use in a well-lit area and keep as far away as possible from the television screen.
- Avoid large screen televisions. Use the smallest television screen available.
- Avoid prolonged use of the PlayStation®4 system. Take a 15-minute break during each hour of play.
- Avoid playing when you are tired or need sleep.

3D images

Some people may experience discomfort (such as eye strain, eye fatigue, or nausea) while watching 3D video images or playing stereoscopic 3D games on 3D televisions. If you experience such discomfort you should immediately discontinue use of your television until the discomfort subsides. Sony Interactive Entertainment recommends that all viewers take regular breaks while watching 3D video images, or playing stereoscopic 3D games. The length and frequency of necessary breaks may vary from person to person - please take breaks that are long enough to allow any feelings of discomfort to subside. If symptoms persist, consult your doctor.

The vision of young children (especially those under 6 years old) is still under development. Sony Interactive Entertainment recommends that you consult with a doctor (such as a pediatrician or eye doctor) before allowing a young child to watch 3D video images or play stereoscopic 3D games. Adults should supervise young children to ensure they follow the recommendations listed above. When using any 3D enabled device with your PS4™ system you should read the instruction manual for that device.

Radio waves

Radio waves may affect electronic equipment or medical devices (for example, pacemakers), which may cause malfunctions and possible injuries.

- If you use a pacemaker or other medical device, consult your doctor or the manufacturer of your medical device before using the wireless networking feature (Bluetooth® and wireless LAN).
- Do not use the wireless networking feature in the following locations:
 - Areas where wireless network use is prohibited, such as in hospitals. Abide by medical institution regulations when using the system on their premises.
 - Areas near fire alarms, automatic doors and other types of automated equipment.

PS4™ system and DUALSHOCK™4 wireless controller compliance with IMDA standards

<div> <div> <div> <div> <div> <div>Complies with</div> <div>IMDA Standards</div> </div> </div> </div> </div> <div> <div> <div> <div>ID192988</div> <div></div> </div> </div> </div> </div>
--



DUALSHOCK™4 wireless controller use

The following notes may also apply to other controllers.

- Do not handle damaged or leaking lithium-ion batteries. If the internal battery fluid leaks, stop using the product immediately and contact technical support for assistance. If the fluid gets on to your clothes, skin or into your eyes, immediately rinse the affected area with clean water and consult your physician. The battery fluid can cause blindness.
- Stop using the system immediately if you begin to feel tired or if you experience discomfort or pain in your hands or arms while operating the wireless controller. If the condition persists, consult a doctor.
- The vibration function of the wireless controller can aggravate injuries. Do not use the vibration function if you have any ailment or injury to the bones, joints or muscles of your hands or arms. If you have an ailment or an injury, do not use the wireless controller to play software titles that contain the vibration function unless you first disable this function.

- Avoid prolonged use of the wireless controller. Take a break at about 30-minute intervals.
- Note that some software titles enable the vibration function by default. To disable the vibration function, Select [Settings] > [Devices] > [Controllers] > [From the function screen], and then remove the checkmark from [Enable Vibration].
- When using the motion sensor function of the wireless controller, be cautious of the following points. If the controller hits a person or object, this may cause accidental injury or damage.
 - Before using, check that there is plenty of space around you.
 - When using the controller, grip it firmly to make sure it cannot slip out of your hand.
 - If using a controller that is connected to the PS4™ system with a USB cable, make sure there is enough space for the cable so that the cable will not hit a person or object. Also, take care to avoid pulling the cable out of the PS4™ system while using the controller.
 - Some PlayStation™, PlayStation2™ and PlayStation3™ system peripherals such as the analog controller (DUALSHOCK®), the analog controller (DUALSHOCK®2) and the DUALSHOCK®3 wireless controller are not compatible with the PS4™ system.

- Do not stare at the light bar on the controller when it is blinking. If you experience discomfort or pain anywhere in or on your body from light stimulation, discontinue use immediately.
- Charge in an environment where the temperature range is between 10 °C and 30 °C. Charging may not be as effective when performed in other environments.
- The battery has a limited lifespan. Battery duration will gradually decrease with repeated usage and age. Battery life also varies depending on the storage method, usage state, environment and other factors.
- When the wireless controller is not used for an extended period of time, it is recommended that you fully charge it at least once a year in order to maintain battery functionality.

Vents

Do not block any vents. To maintain good ventilation, follow the guidelines below:

- Place the system at least 10 cm away from a wall surface.
- Do not place on a carpet or rug with long fibers.
- Do not place in a narrow or cramped space.
- Do not cover with cloth.
- Do not allow dust to build up on the vents.

AC power cord use

- Do not plug the AC power cord for the system into an electrical outlet until you have made all other connections. Make sure the TV or other component is unplugged from the electrical outlet prior to connecting it to the system.
- To help ensure safe operation, regularly inspect the AC power cord. If damaged, stop use immediately and contact Customer Service Hotline (⇨ "Further information").
- Do not use a power cord other than the supplied AC power cord. Do not touch the plug of the AC power cord with wet hands.
- Protect the AC power cord from being walked on or pinched particularly at plugs, expansion receptacles and the point where the cord exits from the system.
- Do not place heavy items on the cord.
- Do not allow dust or foreign matter to build up around the AC IN connector. Before connecting or plugging in the AC power cord, check that there is no dust or foreign matter in or on the power plug or connecting end of the cord, the electrical outlet or the AC IN connector on the system rear. If the plug or connector becomes dirty, wipe off with a dry cloth before connecting.
- Do not place the AC power cord near heating equipment and do not expose the cord to heat.
- Unplug the AC power cord from the electrical outlet before cleaning or moving the system, or when you do not intend to use the system for an extended period of time. When disconnecting, grasp the AC power cord by the plug and pull straight out of the electrical outlet. Never pull by the cord and do not pull out at an angle.
- Do not connect the AC power cord to a voltage transformer or inverter. Connecting the AC power cord to a voltage transformer or overseas travel or an inverter for use in an automobile may cause heat to build up in the system and may cause burns or a malfunction.

Never disassemble or modify the system or accessories

Use the PS4™ system and accessories according to the instructions in the product documentation. No authorization for the analysis or modification of the system or accessories, or the analysis and use of its circuit configurations, is provided. Unauthorized modification of the system or accessories will void your warranty. There are no user serviceable components inside the PS4™ system (the supplied hard disk may be removed but not disassembled or modified). Additionally, there is a risk of exposure to laser radiation as well as to electrical shock.

Network

- A broadband connection is required to access the Internet. Note that dial-up connectivity is not supported.
- You are responsible for Internet service fees. For details, refer to the information provided in your service contract or contact your Internet service provider.
- Do not use a cord for a standard residential telephone line or cables of types other than those mentioned here. Using the wrong type of cord or cable can cause more electrical current than necessary to flow through the LAN port, which may lead to heat build-up, fire or malfunction.
- Do not expose the system or accessories to high temperatures, high humidity, or direct sunlight.
- Do not place the system or accessories on surfaces that are unstable, tilted or subject to vibration.
- Do not set the system other than in the vertical or horizontal position. When setting the system in the vertical position, use the vertical stand (sold separately) for this model of the system.
- Be careful when carrying the system. If you do not have a good grip, the system may drop causing potential damage or injury.
- Do not turn off the system while data is being saved on or loaded from the hard disk drive.
- Do not remove the AC power cord from the electrical outlet until the power indicator has turned off. If you disconnect the AC power cord while the power indicator is lit or blinking, data may be lost or corrupted, or the system may be damaged.
- Do not move the system or adjust its position when the power indicator is lit or blinking. Data may be lost or corrupted, or the system may be damaged.
- Do not stand on or put objects on the system, and do not stack the system with other devices.
- Do not place the system and connected accessories on the floor or in a place where they may be subject to trip or stumble.
- Do not allow bodily contact with the system or air from the system vents for an extended period of time while in use. Extended contact under these conditions may cause low-temperature burns.
- When connecting the system to a plasma or projection TV, do not leave a still image on the TV screen for an extended period of time, as this may leave a faint image permanently on the screen.
 - Except LCD screen types
- Parents are encouraged to monitor children in online activities to ensure safe and responsible internet usage.
- Permanent hearing loss may occur if the headset or headphones are used at high volume. Set the volume to a safe level. Over time, increasingly loud audio may start to sound normal but can actually be damaging your hearing. If you experience ringing or any discomfort in your ears or muffled speech, stop listening and have your hearing checked. The louder the volume, the sooner your hearing could be affected. To protect your hearing:
 - Limit the amount of time you use the headset or headphones at high volume.
 - Avoid raising the volume to block out noisy surroundings.
 - Lower the volume if you can't hear people speaking near you.
- Do not use the headset or headphones if they cause discomfort to your skin. If the headset or headphones cause discomfort to your skin, discontinue use immediately. If symptoms do not subside even after discontinuing use, seek medical attention.
- When using the headset or headphones in particularly dry air conditions, you may sometimes experience a small and quick (static) shock on your ears. This is a result of static electricity accumulated in the body, and is not a malfunction of your headset or headphones

Moisture condensation

If the system or disc is brought directly from a cold location to a warm one, moisture may condense either on the lens inside the system or on the disc. Should this occur, the system may not operate properly. In this case, remove the disc and turn off and unplug the system. Do not leave the disc back in until the moisture evaporates from the system (this may take several hours). If the system still does not operate properly, contact Customer Service Hotline.

Cleaning

For safety reasons, before cleaning the system or connected accessories, disconnect the AC power cord from the electrical outlet.

Exterior surfaces (plastic cover of system and wireless controller)

Follow the instructions below to help prevent the product exterior from deteriorating or becoming discolored.

- Wipe with a soft, dry cloth.
- Do not apply insecticides or other volatile substances.
- Do not place any rubber or vinyl materials on the product exterior for an extended period of time.
- Do not use solvents or other chemicals. Do not wipe with a chemically-treated cleaning cloth.

Vents

When dust accumulates in the system vents, remove the dust with a low-powered vacuum cleaner.

Connectors

Do not use when the connectors of the system or the AC power cord are not clean. If used when dirty, the flow of electrical current may be obstructed. Remove the dirt with a dry cloth.

Headset or headphones

If the connector on the headset or headphones becomes dirty, you may experience noise or interruptions in sound. Wipe the connectors with a dry, soft cloth to keep in clean condition.

Discs

Note on compatibility

Some media may have region or territorial restrictions and may not work with your system. See media packaging for details.

Handling

Fingerprints, dust, dirt or scratches on the disc can distort the picture or reduce sound quality. Please note the following:

- Do not touch the disc surface when handling a disc.
- Do not stick paper or tape onto discs and do not write on discs.

Storage

- Do not expose discs to high temperatures, high humidity or direct sunlight.
- When discs will not be used for an extended period of time, store them in their cases. Stacking uncased discs or storing them in a bag can lead to moisture that may warp.

Cleaning method

- Clean discs with a soft cloth, lightly wiping from the center outwards.
- Do not use solvents, record cleaners, anti-static spray or other chemicals as these can damage the discs.

Replacing the hard disk drive

Replace the hard disk drive by performing the following steps.

- Back up your data.
- Remove the hard disk drive.
- Reinstall the system software.
- Restore data that has been backed up.

Replace hard disk drives

You can use the following type of hard disk drive with the PS4™ system.

Size	2.5 inch (internal type) *
Interface format	Serial ATA *

- * Proper operation is not guaranteed for all models.
- * Parallel ATA is not supported.

Caution

- For safety reasons, be sure to turn off and unplug the system before attempting to remove the hard disk drive.
- Remove the hard disk drive in a location out of the reach of small children, to help prevent them from accidentally swallowing screws or other small parts.
- The inside of the system is hot directly after use. Allow time for the system to cool down before starting to remove the hard disk drive.
- Be careful not to pinch your fingers between the parts or injure your hands or fingers on the corners of the parts.
- Be sure to reattach the HDD bay cover before turning the PS4™ system on. If the cover is not in place, heat may build up inside the system.
- Do not touch the plug of the AC power cord with wet hands.
- Protect the AC power cord from being walked on or pinched particularly at plugs, expansion receptacles and the point where the cord exits from the system.
- Do not place heavy items on the cord.
- Do not allow dust or foreign matter to build up around the AC IN connector. Before connecting or plugging in the AC power cord, check that there is no dust or foreign matter in or on the power plug or connecting end of the cord, the electrical outlet or the AC IN connector on the system rear. If the plug or connector becomes dirty, wipe off with a dry cloth before connecting.
- Do not place the AC power cord near heating equipment and do not expose the cord to heat.
- Unplug the AC power cord from the electrical outlet before cleaning or moving the system, or when you do not intend to use the system for an extended period of time. When disconnecting, grasp the AC power cord by the plug and pull straight out of the electrical outlet. Never pull by the cord and do not pull out at an angle.
- Do not connect the AC power cord to a voltage transformer or inverter. Connecting the AC power cord to a voltage transformer or overseas travel or an inverter for use in an automobile may cause heat to build up in the system and may cause burns or a malfunction.
- Do not touch the system or connected cables or accessories during the installation process.
- Do not use the system or accessories near water.
- Do not allow liquid, small particles or other foreign objects to get into the system or accessories.
- Do not touch the connectors of the system or accessories.
- Do not expose the system or accessories to dust, smoke or steam. Also, do not place the system in an area subject to excessive dust or cigarette smoke that may build up on or settle onto the residue on the internal components (such as the lens) may cause the system to malfunction.
- Do not expose the system or accessories to high temperatures, high humidity, or direct sunlight.
- Do not place the system or accessories on surfaces that are unstable, tilted or subject to vibration.
- Do not set the system other than in the vertical or horizontal position. When setting the system in the vertical position, use the vertical stand (sold separately) for this model of the system.
- Be careful when carrying the system. If you do not have a good grip, the system may drop causing potential damage or injury.
- Do not turn off the system while data is being saved on or loaded from the hard disk drive.
- Do not remove the AC power cord from the electrical outlet until the power indicator has turned off. If you disconnect the AC power cord while the power indicator is lit or blinking, data may be lost or corrupted, or the system may be damaged.
- Do not stand on or put objects on the system, and do not stack the system with other devices.
- Do not place the system and connected accessories on the floor or in a place where they may be subject to trip or stumble.
- Do not allow bodily contact with the system or air from the system vents for an extended period of time while in use. Extended contact under these conditions may cause low-temperature burns.
- When connecting the system to a plasma or projection TV, do not leave a still image on the TV screen for an extended period of time, as this may leave a faint image permanently on the screen.
 - Except LCD screen types
- Parents are encouraged to monitor children in online activities to ensure safe and responsible internet usage.
- Permanent hearing loss may occur if the headset or headphones are used at high volume. Set the volume to a safe level. Over time, increasingly loud audio may start to sound normal but can actually be damaging your hearing. If you experience ringing or any discomfort in your ears or muffled speech, stop listening and have your hearing checked. The louder the volume, the sooner your hearing could be affected. To protect your hearing:
 - Limit the amount of time you use the headset or headphones at high volume.
 - Avoid raising the volume to block out noisy surroundings.
 - Lower the volume if you can't hear people speaking near you.
- Do not use the headset or headphones if they cause discomfort to your skin. If the headset or headphones cause discomfort to your skin, discontinue use immediately. If symptoms do not subside even after discontinuing use, seek medical attention.
- When using the headset or headphones in particularly dry air conditions, you may sometimes experience a small and quick (static) shock on your ears. This is a result of static electricity accumulated in the body, and is not a malfunction of your headset or headphones

Notice
<ul style="list-style-type: none">The hard disk drive is a sensitive piece of equipment and should be handled with care at all times. To help prevent loss or corruption of software or data, or damage to the hard disk drive, carefully follow the precautions listed below. <ul style="list-style-type: none">Do not throw or drop the system or hard disk drive, or otherwise expose either device to strong vibrations or strong physical impact. Do not allow liquid or small particles to get into the system or hard disk drive. Do not touch the connectors or insert foreign objects into the connectors. Do not place the system or hard disk drive close to magnetic fields such as those produced by magnets or loudspeakers. Also, do not place devices that may be sensitive to magnetic forces (such as a wrist watch or a credit card) near the hard disk drive. Do not put heavy objects on the hard disk drive. Store in a cool, dry location. To attach or remove screws, use an appropriate crosshead screwdriver. If the size does not match, the groove on the screw's head may be damaged. You should where possible make periodic back-ups of data stored on the hard disk drive as a precaution against possible loss or corruption. If for any reason software or data loss or corruption occurs or the hard disk drive must be formatted during authorized service, it may not be possible to restore or repair the software or data. Note that Sony Interactive Entertainment Inc. and its subsidiaries and affiliates will not be liable for any loss or corruption of data, files or software. Do not turn off the PS4™ system or remove the storage media during the installation of the system software. Cancelling installation may result in damage to the system. During the installation of the system software, the power button on the system and the PS button on the controller are not active.

Backing up data

You can copy data that is stored on the PS4™ system to a USB storage device. For details on how to back up data and the types of data that you can back up, refer to the User's Guide (⇨ "Further information").

Replacing the hard disk drive

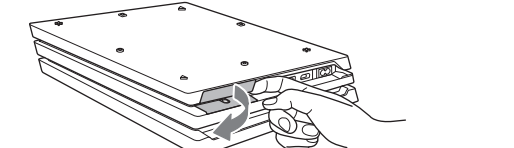
1 On the function screen, select [Power] > [Power Options] > [Turn Off PS4] to turn off the PS4™ system.

The power indicator turns off.

2 Unplug the AC power cord, and then disconnect the other cables from the system.

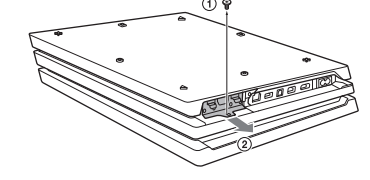
For safety reasons, remove the plug for AC power cord from the electrical outlet, and then disconnect the other cables.

3 Turn the PS4™ system upside down, and then on the system rear, hook your finger on the HDD bay cover and pull in the direction of the arrow to remove the cover.

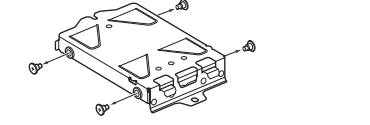


4 Remove the hard disk drive.

- Remove the screw.
- Pull on the hard disk drive with the mounting bracket to remove it.



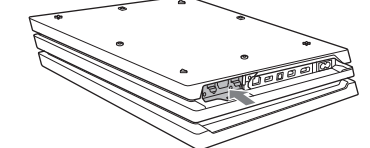
5 Remove the screws (4 places) from the mounting bracket. Do not remove the rubber inserts from the screw holes.



6 Remove the mounting bracket from the hard disk drive.

7 Insert the replacement hard disk drive into the mounting bracket, and then secure it using the screws (4 places). Do not overtighten the screws.

8 Insert the hard disk drive into the PS4™ system, and then secure it using the screw. Push on the hard disk port to fully insert it into the PS4™ system.



9 Reattach the HDD bay cover.

Hint

If you lose the HDD bay cover, screws, mounting bracket, or any other parts, contact Customer Service Hotline (⇨ "Further information").

Installing the system software

After the hard disk drive has been replaced, the system software must be reinstalled. Using a computer, save a system software update file for reinstallation to a USB storage device. For details on how to perform the reinstallation, refer to the update site (⇨ "Further information").

Hints

- You must reinstall system software that is either the same version or a later version of the system software that was in use before replacing the hard disk drive. If the appropriate update data for your system is not available on the website, contact Customer Service Hotline.
- If you cannot connect to the Internet from a computer, contact Customer Service Hotline.

Copying data to the PS4™ system

You can copy backed up data from a USB storage device to the PS4™ system. For details on how to back up data and the types of data that you can back up, refer to the User's Guide.

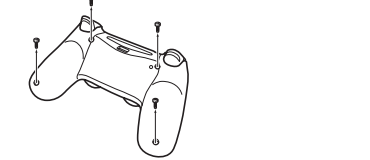
When disposing of the wireless controller

The lithium-ion battery of the wireless controller is recyclable. When disposing of the wireless controller, remove the battery and follow local regulations regarding disposing of batteries.

Caution
<ul style="list-style-type: none">Remove the battery in a location out of the reach of small children to help prevent accidental swallowing of small parts such as the screws. Be careful not to hurt your nails or fingers when removing the controller casing. For safety reasons, attach tape or a seal on the metal part of the battery before disposing.
Notice
Other than when disposing of the wireless controller, never remove the screws and never remove the battery from the wireless controller.

1 Disconnect the USB cable from the wireless controller.

2 Using a crosshead screwdriver, remove the screws (4 places).

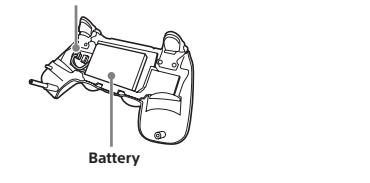


3 With the front of the controller pointing up, press in the direction of the arrows to open the cover.



4 With the rear of the controller pointing up, remove the cover.

5 After disconnecting the connector, remove the battery.



Specifications

Design and specifications are subject to change without notice. Depending on the software version in use, the system may operate differently than described in this manual.

PlayStation®4 system	
Main Processor	Single-chip custom processor <ul style="list-style-type: none">CPU : x86-64 AMD "laguna" 8 cores GPU : 4.20 TFLOPS, AMD Radeon™ based graphics engine
Memory	GD0RS 8 GB
Hard disk drive	Internal, 1 TB *
Optical drive (read-only)	BD 6x CAV <ul style="list-style-type: none">DVD 8x CAV

Type	Semiconductor, continuous
BD Wavelength	395-415 nm
Power	Max. 1 mW
CD Wavelength	640-675 nm
Power	Max. 1 mW
DVD Wavelength	765-805 nm
Power	Max. 1 mW
Input/output*	SuperSpeed USB (USB 3.1 Gen1) port × 3 <ul style="list-style-type: none">AUX port
Networking	Ethernet (10BASE-T, 100BASE-TX, 1000BASE-T) <ul style="list-style-type: none">Bluetooth® 4.0 (LE)
AV output	HDMI™ OUT port <ul style="list-style-type: none">DIGITAL OUT (OPTICAL) port
Controller	DUALSHOCK™4 wireless controller
Electrical rating	110/220-240 V ~ 2.7/1.4 A <ul style="list-style-type: none">50/60 Hz*
Maximum rated power	300 W
External dimensions (excluding projecting parts)	Approx. 295 × 55 × 327 mm (width × height × depth)
Mass	Approx. 3.2 kg
Operating temperature	5 °C to 35 °C
Main supplied items	HDMI cable <ul style="list-style-type: none">USB cable Mono headset (with muting feature) AC power cord

- *1 Hard disk capacity calculated using base 10 mathematics (1 TB = 1,000,000,000,000 bytes).
- *2 A portion of the hard disk capacity is reserved for use in connection with system administration, maintenance, and additional options. This may occur upon installation of system software or other software. As a result, the availability of hard disk capacity may vary depending on the system, system software version, or available options, and is not otherwise guaranteed.
- *3 CDs cannot be played.
- *4 Functionality of all connected devices is not guaranteed.
- *5 Use the supplied HDMI cable.
- *6 Varies depending on the country or region.

DUALSHOCK™4 wireless controller	
Input power rating	5 V ~ 800 mA
Battery type	Built-in lithium-ion battery
Battery voltage	3.6 V ~ 3.8 V
Battery capacity	1,000 mAh
Operating temperature	5 °C to 35 °C
Mass	Approx. 210 g

Playable discs

Blu-ray Disc™ (BD)™	PlayStation4™ format BD-ROM* <ul style="list-style-type: none">BD-ROM BD-R BD-RE¹
DVD[®]	DVD-ROM <ul style="list-style-type: none">DVD-R/RW DVD-R/RW AVCHD

- *1 The first time you play a disc, you must enable the disc playback feature over the Internet.
- *2 PlayStation4 format software, PlayStation2 format software, and PlayStation3 format software cannot be played from a disc.
- *3 Playback of BD-RE ver.1.0 discs is not supported.


Region codes

Depending on the disc, a region code that is based on the geographic region where the disc is distributed may be assigned. The PS4™ system can play discs marked with the following region codes.

- 若使用耳机组或耳机时音量调整过高，可能会导致永久失聪。请将音量调整至安全水平。持续聆听一段时间后，即使是音量不断增大的嘈杂声音，听起来可能会与一般无异，但实际上却可能会损害听觉。若您感到耳朵出现闷气感不痛的情况，请立即停止使用耳机组或耳机，并咨询医生检查听力。音量越高，含氧量越高对听力造成影响，为保护您的听力：
 - 使用耳机组或耳机时请尽量避免将音量调整过高。
 - 避免调高音量来阻隔身边的噪音。
 - 若无法听清是身边人的说话声，请调低音量。

- 耳机组或耳机对皮肤造成不适时请停止使用。若耳机组或耳机对您的皮肤造成不适时，请立即停止使用。停止使用后，若状况仍旧没有改善，请立即就医。
- 当空气干燥的气候下使用耳机组或耳机时，耳朵可能会感到轻微并短暂的刺痛。此情形并非非耳机组或耳机发生故障，而是人体释放体内累积的静电所致。

使用DUALSHOCK®4无线控制器

- 以下注意事项也适用于其他控制器。
 - 请勿处理已损坏或电解液外泄的锂电池。内置电池泄露电解液时，请立即停止使用本产品并致电客户服务热线以获取更多帮助。若电解液接触到皮肤、衣物或眼睛，请立即用干净清水冲洗该部位。如果引起发炎或疼痛，请咨询医生。电解液可能会导致失明。
 - 若您在操作无线控制器时忽然开始感觉疲劳或手臂、手腕感觉不舒服或疼痛时，请立即停止使用主机。如果不舒适状况持续存在，请立即就医。
 - 无线控制器长时间使用可能会令您姿势恶化。当您手臂、手腕的弯曲、关节或肌肉有任何不适或受伤时，请勿使用震动功能。如果您有任何不适或受伤，请勿使用无线控制器游戏包含有震动功能的游戏，否则您将停用震动功能。
 - 避免长时间使用无线控制器。请每30分钟休息一次。
 - 请注意：部分软件会将震动功能预设启用。若要停用震动功能，请在功能画面选择 [设定]>[周边设备]>[控制器]，并在[启用震动功能]的方格取消勾选。
 - 使用无线控制器的动态感知（Motion Sensor）功能时，请注意以下事项。控制着若碰到人体或物品，可能会导致意外、伤害或损坏。
 - 使用前，请检查周围是否有足够的空间。
 - 使用控制器时，请确保握住并确认它不会从您手中滑出。
 - 使用通过USB连接线与PS4™主机相连的控制器时，请确认周围有充足的空间并且该连接线不会碰到人体或物品。同时请确实避免该连接线忽然被从PS4™主机强行拔除。
 - 其他系列的主机如PlayStation®e、PlayStation®2及PlayStation®3专用的配件或周边设备，如模拟控制器(DUALSHOCK®e)、模拟控制器(DUALSHOCK®e2)及DUALSHOCK®3无线控制器不适用于PS4™主机。
 - 控制器的光条闪烁时，请勿注视光条。若因光线的刺激而感到身体任何部位不适或疼痛，请立即停止使用。
 - 建议在温度介于10℃～30℃的环境下为电池充电。在其他温度的环境下充电可能会降低充电的效率。
 - 电池的寿命有限。电池续航力（使用时间）会因重复使用的次数与时间而有所减少。电池的寿命会因保养方法、使用情形、环境以及其他因素而出现差异。
 - 长时间不使用无线控制器时，建议您应每年至少完全充电一次，以维持电池性能。

通风孔

- 请勿阻塞任何通风孔，为维持良好的通风，请遵循以下各项规则：
 - 将主机放置在距离墙壁至少10 cm以上的场所。
 - 切勿放置在有长纤维的地毯和毛毯上。
 - 切勿放置在狭窄或拥挤的空间中。
 - 请勿用布覆盖。
 - 切勿让灰尘堆积在通风孔中。

使用交流电源线

- 请先进行所有其他连接后再将主机的交流电源线插入电源插座。在连接至主机前，请确认电视或其他连接并未接入插座。
- 请定期检查交流电源线，以确保操作安全。若有损坏，请立即停止使用，并连接包装上记载的客户服务热线（➡“更多信息”）。
- 请勿使用随附的交流电源线以外的电源线。且切勿改造该电源线。
- 请勿用湿手触摸交流电源线的插头。
- 请避免踩碎或挤压交流电源线，尤其是插头、转接用的插座与电源线等从主机延伸出来的组件更需注意。
- 请在电线上放置重物。
- 请勿让灰尘堆积于交流电源线的接口周围。在连接或插入交流电源线前，请确认是否有灰尘或异物堆积于交流电源线插头、连接线的裸露的接口部位、电源插座或主机的交流电输入接口。插头或接口受损时，请使用干净软布擦拭。
- 请勿将交流电源线放置在靠近加热设备的场所，且切勿让电源线暴露于高温中。
- 当您准备开始清洁、移动，或打算长时间不使用主机时，请从电源插座中拔出交流电源线。在拔下交流电源线时，请抓住交流电源线的插头笔直地将插头从电源插座拔出。切勿拉扯连接线或强制朝特定方向拉扯。
- 请勿将交流电源线插入变压器或转换器。将交流电源线插入海外旅行者使用的变压器或汽车专用的反相器，可能会导致交流电转换器发热，并造成灼伤或故障。

切勿分解、改造主机及附属品

使用PS4™主机与附属品时务必请遵守产品基本文件记载的指示说明。严禁擅自分解或改造主机、附属品，并禁止分解和使用其电路结构。擅自分解主机或附属品将丧失所有保障权益。切勿擅自维修PS4™主机内部的零件（可能需要拆除标配的硬盘驱动器但禁止分解或改装），否则可能会有造成辐射或触电的危险。

网络

- 连接网络需先连接宽带互联网。请注意不支持拨号连接。
- 您需支付与网络连线时的必要费用。详细请参阅服务合约中提供服务的內容或联络您的网络供应商。
- 切勿使用一般家庭的标准电话线或本说明书内所述类型以外的连接线。使用类型错误的连接线连接，可能会造成超过需要量的电流通过LAN端口，并可能会导致过热、火灾或故障。

无线网络功能

- 本产品的无线网络功能所使用的频率为2.4 GHz（无线LAN、Bluetooth®）/ 5 GHz（无线LAN）的范围。2.4 GHz无线电波范围乃属各种设备共用分享。本产品的设计已将来自使用相同范围的其他设备的影响降至最低。然而，来自其他设备的干扰仍可能会降低连线速度、缩短信号范围，或导致连线忽然意外中断。
- 使用PS4™主机的扫描功能选择无线LAN接入点时，可能会显示非公用的接入点。您仅能使用经授权可合法使用的接入点。

结露现象

若把主机或光碟从寒冷的地方直接搬到温暖的场所，机内的透镜或光碟可能会凝结水气。此类现象可能会导致主机无法正常运转。这时，请把光碟取出，关闭电源，并拔掉主机电源插头。在气尚未蒸发前，请勿再次插入光碟（水汽蒸发可能需要数小时）。如果主机仍无法恢复正常的话，请联系客户服务热线，寻求必要帮助。

清洁

为了安全着想，请在开始清洁主机或已连接其附属品前，先从电源插座中拔出交流电源线。

外壳表面（主机和无线控制器塑料壳）

- 请遵循以下使用说明，以免产品外壳变形或变色。
- 使用软布轻柔擦拭。
- 切勿使用杀虫剂或其他具挥发性的物质。
- 切勿在产品外壳上长时间放置任何橡胶或乙烯基材质。
- 切勿使用溶剂或其他化学药剂。切勿使用经化学处理的擦布擦拭。

通风孔

当主机通风孔堆积灰尘时，使用低功率的吸尘器去除灰尘。

接口

主机或交流电源线的接口部位出现脏污时请勿继续使用。未去除污渍前若继续使用，可能会阻塞电流通过。此时应使用干净软布去除污渍。

耳机组及耳机

耳机组及耳机的接口有污渍，可能会导致噪音或音断。请用干净软布擦拭，并保持清洁干净。

光碟

兼容性的注意事项

部分媒体可能因地区或区域的限制而无法使用您的主机启动。详细请参阅媒体上的包装。

保养

光碟上的指印、灰尘、污垢或刮痕可能使图像失真，或降低声音品质。请遵守以下事项。

- 请勿触摸光碟光面的读取面。
- 请勿在光碟上粘贴纸张或胶带，以及在光碟上写字。

保管

- 请勿将光碟放在高温、湿气极重或受日光直射的地方。
- 若长时间不使用光碟，请将它们保管在光碟盒内。堆放未收纳的光碟或倾斜放置保管可能造成光碟弯曲。

清洁方式

- 用软布清洁光碟，从中间往外轻轻地擦拭。
- 请勿使用溶剂、溶剂清洁剂、防静电喷雾剂或其他化学药剂，否则可能会损坏光碟。

安装系统软件

更换硬盘驱动器后，需重新安装系统软件。使用电脑，将系统软件的升级文件（重新安装用）保存至USB存储设备。详细操作方法请浏览系统升级网站（➡“更多信息”）。

提示

- 您无法重新安装比更换硬盘驱动器之前旧版的升级数据版本。若在网站无法下载合适版本的升级数据，请致电客户服务热线。
- 若您没有能与网络连接的网络，请致电客户服务热线。

将数据复制至PS4™主机

可将USB存储设备内的备份数据复制至PS4™主机。关于如何备份数据与可备份的数据类型，请参阅用户指南。

丢弃无线控制器时

无线控制器的锂电池是可回收的。要丢弃无线控制器时，请先将电池取出，并遵循当地法规，正确处理废弃电池。

<div><div><div><div><div></div></div></div><div><div><div></div></div><div><div></div></div></div><div><div><div></div></div><div><div></div></div></div><div><div><div></div></div><div><div></div></div></div></div></div>
注意 <ul style="list-style-type: none">请在儿童无法靠近的场所移除电池，以避免吞螺丝等小零件。 拆卸控制器的外壳时，请小心不要弄伤您的指甲或手指。 为了安全着想，请在丢弃前先在电池的金属零件部位贴上胶带或贴纸。
重要 <p>除准备丢弃无线控制器外，绝对不要从无线控制器中取出螺丝或电池。</p>

- 拔掉无线控制器上的USB连接线。
- 使用十字螺丝刀，取出螺丝（共4颗）。
- 将控制器正面朝上，按箭头方向推开盖子。
- 将控制器背面朝上，取下盖子。
- 拔掉接口后，再取出电池。

尺寸	2.5 英寸（内嵌式）”
接口规格	Serial ATA*

*1 不保证所有机型皆能正常操作。

*2 不兼容Parallel ATA。

*2 注意

- 为您的安全着想，请务必在尝试移除硬盘驱动器前关闭电源并拔掉主机插头。
 - 请在儿童无法靠近的场所移除硬盘驱动器，以避免吞螺丝等小零件。
 - 使用后的主机会从内部直接发热。请在开始移除硬盘驱动器前暂时放置，以使主机冷却。
 - 请注意不要将零件的脚垫夹伤手指，或被零件的锐角伤到手或手指。
 - 启动PS4™主机电源前请先确认HDD槽盖是否已确实重新插入。若暂未插入槽盖，可能会导致主机内部的温度持续升高。
- 重要**
- 硬盘驱动器是架构非常灵敏的设备，进行上述类似处理时务必随时小心注意。为避免游戏或数据遗失、损坏，且避免损伤硬盘驱动器，请务必遵守以下所列的注意事项。
 - 请勿安装或拆卸螺丝时，请确认尺寸适合、正确的十字螺丝刀。尺寸若不符，可能会损坏螺丝头的沟槽。
 - 建议您定期为存储于硬盘驱动器内的数据预留备份，以防数据遗失或损坏。无论理由为何，游戏或数据一旦遗失或损坏，或者硬盘驱动器在维修时必须格式化，即已无法复原或修理。Sony Interactive Entertainment Inc.与长子电子、关联公司对数据、文件或游戏的遗失、毁损，概不承担任何责任。
 - 请勿在升级中关闭PS4™主机的电源或拆除存储设备。升级若遭到中断，可能会导致主机故障。
 - 主机前端的电源键与无线控制器的PS键可能会在升级途中失效。

规格

本公司保留在没事先通知的情况下，变更设计或规格的权利。本说明书中介绍的主机操作方法可能因使用的系统软件版本先后，与实际不同。

中央处理器	单晶片专用处理器 <p>CPU：x86-64 AMD™ Jaguar™ 8核心 GPU：4.20 TFLOPS, AMD Radeon™ based图形引擎</p>
内存	GD5R5 8 GB
硬盘驱动器	内置1 TB**
光学驱动	BD 6 × CAV <p>DVD 8 × CAV</p>
辐射	类型：半导体，连续性 <p>BD波长：395–415 nm 能量：最大1 mW DVD波长：640–675 nm 能量：最大1 mW CD波长：*1，765–805 nm 能量：最大1 mW</p>
输入/输出*	SuperSpeed USB（USB 3.1 Gen1）端口（× 3） <p>AUX端口</p>
网络	乙太网络（10BASE-T、100BASE-TX、1000BASE-T） <p>IEEE 802.11 a/b/g/n/ac Bluetooth 4.0（LE）</p>
影音输出	HDMI™输出端口* <p>光纤数字输出端口</p>
控制器	DUALSHOCK®4无线控制器
电源	110/220-240 V ~ 2.7/1.4 A <p>50/60 Hz*</p>
最大消耗电力	300 W
外观尺寸	约29 × 55 × 327 mm <p>（不包括最大突出部分）</p>
重量	约3.2 kg
操作温度	5℃～35℃
主要随附品	HDMI连接线 <p>USB连接线 单声道耳机组（搭载静音功能） 交流电源线</p>

- *1 硬盘可用内存是根据1 TB等于1万亿字节的计算式而计算。
- *2 硬盘的部分容量会用于系统管理、维修及其他追加项目等。此为安装系统软件或其他软件时，为确保能启动系统及预留的分区。因此，实际可利用的硬盘容量会因系统软件的成本或其他追加项目而异。
- *3 无法播放CD。
- *4 不保证所有已连接设备可正常使用。
- *5 请依随附的HDMI连接线。
- *6 可能因国家、地区而异。

DUALSHOCK®4无线控制器

额定电压/额定输入电流	5 V** 800 mA
电池类型	内置型锂离子电池
电压	3.65 V**
电池容量	1000 mAh
操作温度	5℃～35℃
重量	约 210 g

可播放的光碟

Blu-ray Disc™（BD）*	PlayStation®规格BD-ROM² <p>BD-ROM BD-R BD-RE¹</p>
DVD ¹	DVD-ROM <p>DVD+R/RW DVD-R/RW AVCHD</p>

- *1 初次播放光碟时，您必须先通过互联网启用光碟播放功能。
- *2 无法播放光碟版的PlayStation®规格软件、PlayStation®2规格软件和PlayStation®3规格软件。
- *3 不支持播放 BD-RE ver. 1.0光碟。

区域码

光碟的区域码皆根据光碟的可能销售区域而制定。PS4™主机能播放标有以下区域码的光碟。

光碟	区域码
Blu-ray Disc（BD）	
DVD	 
PlayStation®4规格BD-ROM	 

重要

- 无法播放未经最终化处理的DVD光碟。
- 请勿使用以下光碟，使用此类光碟可能会导致主机故障。
 - 8 cm光碟。
 - 卡片形、星形或形等不规则形状的光碟。
 - 已损坏、重新塑形或曾经修复的光碟。
- DualDisc（双层光碟）是结合DVD面与音频面的双层记录层光碟。PS4™主机无法播放光碟的音频面。
- 播放非法复制的光碟内容时，可能会出现异常声音或无法正确播放内容的情形。
- 若要继续播放内含著作权保护内容的BD光碟，可能需要更新AAACS（Advanced Access Content System）密钥。与互联网连接时，会自动更新密钥。
- 某些光碟可能因刮伤、灰尘、录制品质不佳或受录制设备的特性影响，而无法正确播放。
- BD、DVD光碟可能会罕见地发生无法在PS4™主机上正确操作的现象。这主要是因为软件在制造过程或编码时发生的差异。

关于系统软件

PS4™主机的系统软件可通过升级，添加各式各样的功能、改善操作性或强化安全性。请依序将系统软件升级至最新版本。




- 若您无法通过互联网进行升级，可另外改用游戏光碟及USB存储设备进行升级。详细内容请浏览系统升级网站（➡“更多信息”）。
- 本产品中内置的系统软件受Sony Interactive Entertainment Inc.限制授权。详情请浏览以下网站：https://doc.i.playstation.net/doc/ps4-eula/

硬件保修

有关各地区的保修条款及细则，请浏览官方网站https://asia.playstation.com的“支持”页面，或致电客户服务热线（➡“更多信息”）。

更多信息

用户指南

从功能画面选择 [设定]> [用户指南/有用信息]> [用户指南]。此文件包含每个功能、执行设定和其他操作的说明。您也可通过电脑或其他设备浏览用户指南。https://manuals.playstation.net/document/cs/ps4/

官方网站

PlayStation®产品帮助官方网站（见下文），提供产品的最新常见问题和解答。

支持

PlayStation®产品帮助官方网站（见下文），提供产品的最新常见问题和解答。

官方网站

https://asia.playstation.com

客户服务热线

周一至周五 9:00–20:00
香港 852-2341-2356
新加坡 800-8523-663

版权及商标

“PS”、“PlayStation”、“PS4”和“DUALSHOCK”为Sony Interactive Entertainment Inc.的注册商标或商标。

“SONY”和 为Sony Corporation的注册商标或商标。

AMD and Radeon are trademarks of Advanced Micro Devices, Inc.

The Bluetooth® word mark and logos are registered trademarks owned by the Bluetooth SIG, Inc. and any use of such marks by Sony Interactive Entertainment Inc. is under license. Other trademarks and trade names are those of their respective owners.

“Blu-ray Disc™” and “Blu-ray™” are trademarks of the Blu-ray Disc Association.

The terms HDMI and HDMI High-Definition Multimedia Interface, and the HDMI Logo are trademarks or registered trademarks of HDMI Licensing Administrator, Inc. in the United States and other countries.



Manufactured under license from Dolby Laboratories. Dolby and the double-D Symbol are trademarks of Dolby Laboratories.



For DTS patents, see http://patents.dts.com. Manufactured under license from DTS Licensing Limited. DTS, DTS-HD, the Symbol & DTS and the Symbol together are registered trademarks, and DTS-HD Master Audio |7.1 is a trademark of DTS, Inc. © DTS, Inc. All Rights Reserved.



Java™
POWERED

Java is a registered trademark of Oracle and/or its affiliates.



USB-IF SuperSpeed USB Trident logo is a registered trademark of USB Implementers Forum, Inc.

所有其它商标皆属相关原作者/版权人所有。



Sony
Interactive
Entertainment