

SONY®

EN

CT



PSVITA®

Safety Guide
安全指南

PCH-2006 / PCH-2007

4-575-209-42(1)

WARNINGS

Photosensitivity/Epilepsy/Seizures

A very small percentage of individuals may experience epileptic seizures or blackouts when exposed to certain light patterns or flashing lights. Exposure to certain patterns or backgrounds on a screen or when playing video games may trigger epileptic seizures or blackouts in these individuals. These conditions may trigger previously undetected epileptic symptoms or seizures in persons who have no history of prior seizures or epilepsy. If you, or anyone in your family, has an epileptic condition or has had seizures of any kind, consult your physician before playing.

IMMEDIATELY DISCONTINUE use and consult your physician before resuming gameplay if you or your child experience any of the following health problems or symptoms:

- dizziness,
- altered vision,
- eye or muscle twitches,
- loss of awareness,
- disorientation,
- seizures, or
- any involuntary movement or convulsion.

RESUME GAMEPLAY ONLY ON APPROVAL OF YOUR PHYSICIAN.

Use and handling of video games to reduce the likelihood of a seizure

- Use in a well-lit area and keep the screen a safe distance from your face.

- Avoid prolonged use of the PS Vita system. Take a 15-minute break during each hour of play.
- Avoid playing when you are tired or need sleep.

Radio waves

Radio waves may affect electronic equipment or medical devices (for example, pacemakers), which may cause malfunctions and possible injuries.

- If you use a pacemaker or other medical device, consult your doctor or the manufacturer of your medical device before using the network features.
- Keep the PS Vita system at least 23 cm away from a pacemaker or other medical devices when using the networking features.
- Do not carry the PS Vita system in a breast pocket if you use a pacemaker.
- Turn off your PS Vita system immediately, if you have any reason to suspect that interference is occurring with your pacemaker.
- Do not use the network features in the following locations:
 - Areas where network features use is prohibited, such as in aircraft and hospitals. Abide by medical institution regulations when using the system on their premises.
 - Areas near fire alarms, automatic doors and other types of automated equipment.
- Use caution when using the network features in a vehicle, as radio waves may affect electronic equipment in some vehicles.

Contents

WARNINGS	2
Precautions	4
HARDWARE WARRANTY	10
Before disposing of or transferring your PS Vita system	11
Specifications	12
Copyright and trademarks	14

Precautions

Before using this product, carefully read this manual and retain it for future reference. Parents and guardians of children should read this manual and make sure that the child follows all safety precautions.

Safety


This product has been designed with the highest concern for safety. However, any electrical device, if used improperly, has the potential for causing fire, electrical shock or personal injury. To help ensure accident-free operation, follow these guidelines:

- Observe all warnings, precautions and instructions.
- Regularly inspect the AC adaptor, AC power cord and USB cable.
- If your PS Vita system is damaged, do not use it. Unplug the AC power cord from the electrical outlet and disconnect any other cables immediately.
- Stop use, unplug the AC power cord from the electrical outlet and disconnect any other cables immediately if the device functions in an abnormal manner, produces unusual sounds or smells or if it or the AC adaptor becomes too hot to touch.
- Sony Interactive Entertainment Inc. and its subsidiaries and affiliates strongly recommends using, with your PS Vita system, only genuine Sony AC adaptor, AC power cord and USB cable that are compatible with your model of the PS Vita system. Because Sony Interactive Entertainment Inc. and its subsidiaries and affiliates cannot assure the safe use and operation of other types of AC adaptor, AC power cord and USB cable, the use of any such AC adaptor, AC power cord or USB cable with any PS Vita system voids the warranty on the PS Vita system.

- Do not handle damaged or leaking lithium-ion batteries. If the internal battery fluid leaks, stop using the product immediately and contact technical support for assistance. If the fluid gets into your eyes, immediately rinse the affected area with clean water and consult your physician. The battery fluid can cause blindness.
- Contact Customer Service Hotline (☎▶ back cover) if the device does not operate properly.

Use and handling

- Use in a well-lit area and keep the screen a safe distance from your face.
- Avoid prolonged use of the PS Vita system. To help prevent eyestrain, take a break of about 15 minutes during every hour of play.
- If you experience any of the following health problems, discontinue use of the system immediately. If symptoms persist, consult with your physician.
 - Dizziness, nausea, fatigue or symptoms similar to motion sickness
 - Discomfort or pain in a part of the body, such as eyes, ears, hands or arms
- Permanent hearing loss may occur if earphones or headphones are used at high volume. Set the volume to a safe level. Over time, increasingly loud audio may start to sound normal but can actually be damaging your hearing. If you experience ringing in your ears or muffled speech, stop listening and have your hearing checked. The louder the volume, the sooner your hearing could be affected. To protect your hearing:
 - Limit the amount of time you use earphones or headphones at high volume.
 - Avoid raising the volume to block out noisy surroundings.

- Lower the volume if you can't hear people speaking near you.
- Keep the system and accessories out of the reach of small children. Small children may swallow the media cards or wrap the cables/straps around themselves, which may inflict injury or cause an accident or a malfunction. Media cards may present a choking hazard.
- Do not use the system while driving or riding a bicycle. Looking at the screen or operating the system while driving an automobile or riding a bicycle may result in a traffic accident.
- Take extra care when using the system while walking.
- Do not use the system or accessories near water.
- Do not use the system in places where the use of wireless communication devices is prohibited, such as on aircraft or in hospitals. The radio waves the system emits can affect electronic devices and cause them to malfunction, which can lead to accidents. When using the system in a medical facility, be sure to follow all of the rules of that facility. When using the system on an aircraft, go to  (Settings) ➔ [Start] and tap the checkbox for [Flight Mode] to mark it with a checkmark before using it. Turn off the system when taking off and landing. If you use the system on aircraft where the use of such devices is prohibited, you will be liable to legal punishment.
- Use only attachments/accessories specified by the manufacturer.
- Do not expose the system or accessories to high temperatures, high humidity, or direct sunlight.
- Do not leave the system or accessories in a car with the windows closed (particularly in summer).
- Do not expose the system or accessories to dust, smoke or steam. Do not allow liquid or small particles to get into the system or accessories.
- Do not place the system or accessories on surfaces that are tilted, unstable or subject to vibration.
- Do not throw, drop or step on the system or accessories, and do not subject the devices to strong physical shock. Sitting down with the PS Vita system in a pocket or placing the system in the bottom of a backpack along with heavy objects may cause damage to the system.
- Do not forcibly twist the PS Vita system or expose the system to strong physical shock during gameplay.
- Do not touch or insert foreign objects into the connectors of the system or accessories.
- This system has internal parts that use magnets, which may affect magnetic recording devices.
- Do not place the system close to items with a magnetic strip, such as credit cards.
- Depending on the conditions of use, the system or AC adaptor may reach temperatures of 40 °C or more. Do not touch the system or AC adaptor for an extended period of time under these conditions. Extended contact under these conditions may cause low-temperature burns*.
 - * Low-temperature burns are burns that occur when the skin is in contact with objects of relatively low temperatures (40 °C or more) for an extended period of time.

AC adaptor, AC power cord and USB cable use

- Do not touch the plug of the AC power cord with wet hands.
- Do not touch the AC power cord, AC adaptor, USB cable or the system, if connected to an electrical outlet, during an electrical storm.
- Before plugging in a cable, check that the system connectors (such as the USB connector) and the AC adaptor or USB cable connectors are clean. If not, wipe the connectors with a soft, dry cloth.
- When the system will not be used for an extended period of time, or when cleaning the system, unplug the power cord and any other cables.
- Do not damage the AC adaptor or AC power cord:
 - Do not modify the AC adaptor or AC power cord.
 - Do not wrap the AC power cord or USB cable around the PS Vita system or around the AC adaptor.
 - Do not place the AC adaptor or AC power cord near a heat source or allow them to get hot.
 - Do not subject the AC power cord to tension.
 - When disconnecting the AC power cord, hold it by the plug and pull straight out from the electrical socket. Never pull by the cord and do not pull at an angle.
 - Protect the AC power cord from being walked on or pinched particularly at plugs, electrical socket and the point where they exit from the system.
 - Do not use the PS Vita system or the AC adaptor when they are covered by a cloth or in their cases. Heat may build up and cause a fire or damage to the system.

- Do not connect the AC power cord to a voltage transformer or inverter. Connecting the AC power cord to a voltage transformer for overseas travel or an inverter for use in an automobile may cause heat to build up in the AC adaptor and may cause burns or a malfunction.
- Use an electrical outlet that is easily accessible, so the AC power cord can be unplugged quickly if the need arises.

Screen

- The screen (touchscreen) is made of glass and may crack or break if subjected to excessive force. If the screen cracks or breaks, do not touch the screen or exposed internal components.
- When using the system, keep the light in the room bright and keep as far away from the screen as possible.
- Don't press your finger on the screen with excessive force. Also, do not scrape or scratch the screen with anything hard, such as metal, or anything with a sharp tip (such as a pencil or your fingernails). Any of these actions may damage or break the screen.
- Prolonged contact with water or dust may damage the screen and shorten its life.
- Black (dark) pixels and continuously lit pixels may appear in certain locations on the screen. The appearance of such spots is a normal occurrence associated with screens and is not a sign of a system malfunction. Screens are made using highly precise technology. However, a very small number of dark pixels or continuously lit pixels may exist and color irregularities or brightness irregularities may be visible on each screen. Also, a distorted image may remain on the screen for several seconds after the system has been turned off.

- Direct exposure to sunlight may damage the system's screen. Be careful when using the system outdoors or near a window.
- When using the system in a cold environment, you may notice shadows on the graphics or the screen may appear darker than usual. This is not a malfunction, and the screen will return to normal when the temperature goes up.
- Do not leave still images displayed on the screen for an extended period of time. This may cause a faint image to be left permanently on the screen.

Left Stick / Right Stick

- You cannot remove the sticks. If you try to remove them, you could injure yourself or damage the system.
- The sticks cannot be operated by pressing on them. If you press on them too hard you can damage them.

Using Wi-Fi access points

When connecting to the Internet using the Wi-Fi feature, the system automatically detects nearby access points. An access point that you are not authorized to use may be included among the detected devices. Only connect to a personal access point that you are authorized to use, or one that is available through a commercial Wi-Fi service. The user is responsible for all fees associated with Wi-Fi access.

Parental Controls

With the PS Vita system, parents and guardians can limit the content that children can play and the features that they can use as necessary. Sony Entertainment Network also provides sub accounts for users who do not meet the eligibility requirements for a master account in their region. Refer to the User's Guide for details.

Recorded data

In the following cases, data saved on a PlayStation®Vita card or memory card might be lost or corrupted.

- Removing the PS Vita card or turning off the PS Vita system while it is saving or loading data.
- Removing the memory card while the PS Vita system is turned on.
- Using it in a location that is exposed to static electricity or electrical interference.

If, for any reason, software or data loss or corruption occurs, it is usually not possible to recover the software or data. It is recommended that you regularly back up software and data. Sony Interactive Entertainment Inc. and its subsidiaries and affiliates will not be held liable for any damages or injury in the case of software or data loss or corruption.

Copyright law specifies that any recorded video or audio content cannot be used for any purpose other than personal enjoyment without the permission of the copyright holder. Please use such material in accordance with the Copyright Act and all other relevant laws. Sony Interactive Entertainment Inc. assumes no responsibility for the use of any video or audio recordings. Also, please note that regardless of whether or not the purpose is for personal enjoyment, it may be forbidden to record video or audio of some performances, plays, movies, and exhibitions.

Cases and coverings

When the system is stored in its case or is otherwise covered, either turn off the power or put the system in the standby mode. If you use it while it is in its case or when it is covered, heat may build up and cause damage to the system.

Never disassemble the system or accessories

Use the PS Vita system and accessories according to the instructions in this manual. No authorization for the analysis or modification of the system, or the analysis and use of its circuit configurations, is provided. Disassembling will void the system warranty. Additionally, there is a risk of fire, electrical shock or malfunction.

Use in other countries

Depending on the country or region, there are limitations on the use of certain types of radio waves. In some cases, use of the system's network features may lead to a fine or other penalty.

When moisture condensation occurs

If the PS Vita system is brought directly from a cold location to a warm one, moisture may condense inside the system and cause it to operate improperly.

Should this occur, turn off and unplug the system. Do not use the PS Vita system until the moisture evaporates (this may take several hours). If the system still does not operate properly, refer to the official websites, or call our Customer Service Hotline (▶▶ back cover) for assistance.

Care and cleaning of exterior surfaces

For safety reasons, unplug the AC power cord from the electrical outlet and disconnect any other cables before cleaning.

Cleaning the exterior surface, screen and camera area

- Wipe gently with a soft cloth.
- Do not use solvents or other chemicals to clean the exterior surface, screen and camera area.
- Do not use a chemically-treated cleaning cloth to wipe the system.

Cleaning the connectors

If the PS Vita system connectors or the USB cable connectors get dirty, signals may not be sent or received properly. Also, if the headphone connector gets dirty, you may experience noise or interruptions in the sound. Wipe the connectors with a dry, soft cloth to keep them clean.

Contact with other objects

Observe the following precaution so that the surface of the PS Vita system does not become discolored or damaged: Do not allow the system to remain in direct contact with rubber or vinyl products for an extended period of time.

Battery life


The built-in battery has a limited life span. Battery duration will decrease with repeated usage and age. When battery duration becomes noticeably short, contact Customer Service Hotline (▶▶ back cover) for information regarding battery replacement services*.


* This service conforms to the warranty terms and conditions of respective regions. For details, see "HARDWARE WARRANTY" (▶▶ page 10).

Hint

Battery life span varies depending on how the battery is stored and on the conditions of use, including long-term environmental factors such as temperature.

When your PS Vita system is not operating correctly

Press and hold  (power) button until the safe mode menu appears. Follow the on-screen instructions to restart the PS Vita system.

When the PS Vita system does not start in safe mode even after you keep pressing  (power) button for more than 30 seconds, the battery charge might be too low to turn on the system. In this case, charge your PS Vita system using the included AC adaptor.

Safe mode is a start-up mode for your PS Vita system in which only a few system functions are available for solving problems. In safe mode, use your PS Vita system's buttons to operate the menu.

HARDWARE WARRANTY


For warranty terms and conditions of respective regions, please refer to the "Support" page in the official website <http://asia.playstation.com>, or call our Customer Service Hotline (▶▶ back cover).

Before disposing of or transferring your PS Vita system


Before disposing of or giving your PS Vita system to a third party for any reason, deactivate your system and delete all the data on your system. This will help prevent unauthorized access to or use of your credit card or other personal details.

The PS Vita system and its parts are made of metal and plastic. When disposing of the system, follow local regulations for the proper disposal of such materials.

1 Back up your data


You can back up your PS Vita system data to a PlayStation®3 system or a computer using  (Content Manager). Back up your data as necessary. For details about backing up data, refer to the User's Guide.

Hint

You can restore the backed up data to a new PS Vita system using  (Content Manager).


2 Deactivate the system

The system cannot be deactivated after it is given away or disposed of. The number of PS Vita systems that can be activated on one Sony Entertainment Network account is limited, so deactivate the system before disposing of it. For details about system activation, refer to the User's Guide.

Deactivate each content category by going to  (Settings) ➔ [Start] ➔ [PlayStation™Network] ➔ [System Activation] and tapping the content categories.

3 Restore the PS Vita system

Restore the PS Vita system settings to their default values and delete all of the data in system memory. If you do not restore the PS Vita system, a third party may be able to gain access to and use your personal information and credit card number.

Tap  (Settings) ➔ [Start] ➔ [Format] ➔ [Restore This System] and follow the on-screen instructions to complete the operation.

Caution

Sony Interactive Entertainment Inc. and its subsidiaries and affiliates shall not be liable for any direct and indirect, consequential, or special damages, including any damages that may arise from unauthorized access to or use of the data.

Notice

Never remove the screws from the system. Unauthorized modification of the system will void your warranty. For details, see "HARDWARE WARRANTY" (▶▶ page 10).

Specifications

Design and specifications are subject to change without notice. Depending on the software version in use, the system may operate differently than described in this manual.

PlayStation®Vita system

Screen	5 inches (16:9), 960 × 544, LCD, multi-touch capacitive touchscreen Approximately 16,770,000 colors displayed
Rear touch pad	Capacitive multi-touch pad
Cameras	Front camera, rear camera Maximum resolution: 640 × 480 (VGA)
Sound	Built-in stereo speakers Built-in microphone
Sensors	Six-axis motion sensing system (three-axis gyroscope, three-axis accelerometer), Three-axis electronic compass
Location	Supports Wi-Fi location service
Main slots and connectors	PS Vita card slot Memory card slot USB port Headset jack
Internal memory card	Approx. 1 GB*

Power source	Built-in rechargeable lithium-ion battery: DC 3.7 V, 2210 mAh AC adaptor: DC 5.0 V
Maximum power consumption	Approx. 6 W (when charging)
External dimensions (excluding largest projection)	Approx. 183.6 × 15.0 × 85.1 mm (width × height × depth)
Weight	Approx. 219 g
Operating environment temperature	5 °C - 35 °C

* The internal memory card contains space that is available for users and space that is reserved for the system, so the actual space that is free for users is smaller than the total space stated in this document.

Network features

Wi-Fi	IEEE 802.11b/g/n support*
Bluetooth®	Bluetooth® 2.1+EDR compliant

* 802.11n is supported only for a 1 × 1 configuration.

AC adaptor

Input	AC 100-240 V, 50/60 Hz
Output	DC 5 V, 1500 mA (1.5 A)
External dimensions (excludes largest projection)	Approx. 45 × 22 × 68 mm (width × height × depth)
Weight	Approx. 51 g

Region Code

The PlayStation®Vita format software has region codes assigned to each region where the system is sold. On this system you can use software for the following regions:



Estimating the battery charge time*

Charging with the AC adaptor	Approx. 2 hours 40 minutes
-------------------------------------	----------------------------

* When charging a battery with no charge remaining.

Estimated battery duration

Game*1*2	Approx. 4-6 hours
Video playback*1	Approx. 7 hours
Playing music*1*3	Approx. 12 hours

*1 When the screen brightness is set to the default setting, the Bluetooth® feature is not being used, and headphones are being used.

*2 When the network feature is not being used.

*3 When the system is put into standby mode whilst music is being played.

Hint

Battery duration may vary depending on screen brightness, how network features (Wi-Fi/Bluetooth®) are being used, and the type of content being played.

System software

The system software included within this product is subject to a limited license from Sony Interactive Entertainment Inc. Refer to <http://doc.dl.playstation.net/doc/psvita-eula/> for further details.

Copyright and trademarks

"", "PlayStation", "PSVITA" and "LIVEAREA" are registered trademarks or trademarks of Sony Interactive Entertainment Inc.

"SONY", "" and "Sony Entertainment Network" are registered trademarks or trademarks of Sony Corporation.

The Bluetooth® word mark and logos are owned by the Bluetooth SIG, Inc. and any use of such marks by Sony Interactive Entertainment Inc. is under license. Other trademarks and trade names are those of their respective owners.

All other trademarks are the properties of their respective owners.

警告

光敏感/癲癇/突發性疾病

有極少數人，當看到某些亮光或閃光時，可能有癲癇發作或暫時性眩暈的情形。如果這些人看到螢幕上的某些圖案或背景，或者在遊玩遊戲時，可能會引發癲癇或暫時性眩暈。某些從未有過癲癇的人，也可能在這些情況下被引發出來。如果您或您的家人有癲癇狀況或任何突發性疾病，在遊玩遊戲前請先洽詢醫生。

如果您或您的孩子有以下任何一種健康問題或症狀，**請立即停止使用**，必須先洽詢醫生，才能繼續遊玩遊戲：

- 頭暈，
- 視覺障礙，
- 眼睛或肌肉抽動，
- 意識不清，
- 精神恍惚，
- 突發性疾病，或者
- 不自主的動作或肌肉抽動。

必須經醫生許可才能繼續遊玩遊戲。

減少發病可能性的遊戲使用和操作注意事項

- 請在光線良好的地方使用，並與螢幕保持一段安全距離。
- 避免長時間使用 PS Vita 主機。每玩 1 小時請休息 15 分鐘。
- 避免在您疲勞或需要睡眠時遊玩。

無線電波

無線電波可能會影響電子設備或醫療裝置（例如心律調整器），可能會導致這些設備或裝置故障或人身受傷。

- 若您有使用心律調整器或其他醫療裝置，請在使用網路機能前，先詢問您的主治醫生或您身上之醫療裝置的製造廠商。
- 使用網路機能時，請確定 PS Vita 主機與心律調整器或其他醫療裝置之間保持至少 23 公分的距離。
- 若您正使用心律調整器，請勿將 PS Vita 主機放在胸前的口袋內。
- 若有任何理由懷疑心律調整器受到 PS Vita 主機的干擾，請立即關閉主機電源。
- 請勿在下列場所使用網路機能：
 - 禁止使用網路的場所，如：飛機和醫院。在醫院或飛機中使用主機時，請遵守其規定。
 - 接近火災警報器、自動門或其他類型之自動化設備的場所。
- 於車內使用網路機能時請務必小心。少數情況下，主機可能會對部分車型的電子儀器產生影響。

以下規定僅適用於台灣

依據低功率電波輻射性電機管理辦法

第十二條 經型式認證合格之低功率射頻電機，非經許可，公司、商號或使用者均不得擅自變更頻率、加大功率或變更原設計之特性及功能。

第十四條 低功率射頻電機之使用不得影響飛航安全及干擾合法通信；經發現有干擾現象時，應立即停用，並改善至無干擾時方得繼續使用。

前項合法通信，指依電信法規定作業之無線電通信。低功率射頻電機須忍受合法通信或工業、科學及醫療用電波輻射性電機設備之干擾。

製造年份：請見產品本體標示

製造號碼：請見產品本體標示



廢電池請回收
(僅適用於台灣)

目錄

警告	16
使用前須知事項	19
硬件維修責任	23
丟棄或轉讓 PS Vita 主機時的注意事項	24
規格	25
版權與商標	27

使用前須知事項

使用本機前，請先詳細閱讀本說明書，並妥善保存，以備將來參考之用。家長及監護人應詳讀本說明書並確保兒童遵守安全注意事項。


關於安全

本產品是在充分重視安全性能的情況下設計的。但如果使用不當，任何電器產品都有可能引起火災觸電或人身傷害的潛在危險。為確保安全操作，請遵循以下各項規則：

- 遵守所有警告條文、注意事項及使用說明。
- 定期檢查交流電轉換器、交流電源線和 USB 連接線。
- 如果您的 PS Vita 主機受損，請勿繼續使用。請從電源插座中拔掉交流電源線插頭及所有的其他連接線。
- 如果裝置出現動作不正常、發出異常聲音或氣味，或交流電轉換器因過熱而無法碰觸時，請立即停止使用，從電源插座中拔掉交流電源線插頭及所有的其他連接線。
- Sony Interactive Entertainment Inc. 與其子公司強烈建議您在使用 PS Vita 主機時，使用獲正式授權或正規、且您的 PS Vita 主機型號支援的交流電轉換器、交流電源線和 USB 連接線。Sony Interactive Entertainment Inc. 與其子公司無法保證您可安全使用與正常操作其他類型之交流電轉換器、交流電源線和 USB 連接線，若在 PS Vita 主機上使用未獲正式授權或非正規的交流電轉換器、交流電源線和 USB 連接線，即會喪失所有 PS Vita 主機的所有保障權益。
- 請勿自行處理破損或電解液外洩的電池。若電池內的電解液外洩，請立即停止使用本產品並聯絡消費者服務中心以取得協助。若電解液進入眼睛，請立即用乾淨清水沖洗眼睛並諮詢您的醫生。電解液可能會導致失明。
- 如果 PS Vita 主機出現故障情形，請聯絡客戶服務熱線（◀▶ 背頁），以取得必要協助。

使用和保養

- 請在光線良好的地方使用本主機，並與螢幕保持一段安全距離。
- 避免長時間使用 PS Vita 主機。為了避免眼睛疲勞，每玩 1 小時請休息 15 分鐘。
- 若您有遭遇下列健康問題，請立即停止使用主機。如果不良症狀持續存在，請立即就醫。
 - 頭昏眼花，噁心、疲勞或類似暈船感覺
 - 當眼睛、耳朵、手臂、手腕等，身體一部分感覺不舒服或疼痛時。
- 若使用耳機時音量調整過高，可能會導致永久失聰。請將音量調整至安全水平。持續聆聽一段時間後，即使是音量不斷增大的嘈吵聲音，聽起來亦可能會與一般無異，但實際上卻可能會損害聽覺。若您感到耳鳴或出現口齒不清的情況，請立即停止使用耳機，並洽詢醫生檢查聽覺。音量越高，會越快對聽覺造成影響。為保護您的聽覺：
 - 使用耳機時請盡量避免將音量調整過高。
 - 避免調高音量來阻隔身邊的噪音。
 - 若無法聽清楚身邊的人的說話聲，請調低音量。
- 請將主機與附屬品放在兒童拿不到的地方保管。兒童可能會吞下媒體卡或用連接線、吊繩纏繞自己，導致人身受傷、或意外或機器故障。誤吞媒體卡可能會引起窒息。
- 請勿在開車或騎腳踏車時使用主機。開車或騎腳踏車時觀看螢幕或操作主機可能會導致發生交通意外。
- 邊走邊使用主機時請務必特別小心。
- 切勿在靠近水的場所使用主機或附屬品。

- 請勿在飛機或醫院等禁止使用無線通訊裝置之場所使用本主機。主機所產生的電波會影響電子裝置並導致故障，引起意外。在醫療設施使用本主機時，請務必遵守規定。若要在飛機內使用本主機，請在使用前進入  (設定) ➡ [啟動]，並輕碰 [飛航模式] 的方格打勾。飛機起飛或降落時請關閉主機。如果在禁止使用本主機的飛機內使用本主機，您可能會受法律懲處。
- 請只使用製造廠商指定的附屬品 / 周邊機器。
- 請勿將主機或附屬品放在高溫、濕氣極重或受日光直射的地方。
- 請勿將主機或附屬品放在窗戶密閉的車內 (特別是夏天)。
- 請勿將主機或附屬品暴露在灰塵、煙霧或蒸氣中。請勿讓液體或小顆粒掉入主機或附屬品中。
- 請勿將主機或附屬品放在傾斜、不平穩或易受振動的地方。
- 請勿投擲、掉落或踩踏主機或附屬品，或使它們受到強烈的外力撞擊。坐在裝有 PS Vita 主機的袋子上或將它放在裝有重物的背包底部可能會損壞主機。
- 請勿於遊玩時強制扭轉 PS Vita 主機或使主機受到強烈外力撞擊。
- 請勿觸摸、或將異物插入主機或附屬品的端子部分。
- 由於主機具備使用磁鐵的內置零件，因此可能會對帶磁性的錄製裝置產生影響。
- 請勿將主機放置在信用卡等帶磁性的物體附近。
- 主機或交流電轉換器的溫度可能隨使用狀況而達到 40°C 或更高的溫度。在此情況下，請勿長時間碰觸主機或交流電轉換器。長時間接觸可能會導致低溫灼傷*。

* 當皮膚與相對低溫 (40°C 或以上) 的物體長時間接觸時，便會產生低溫灼傷。

關於交流電轉換器、交流電源線和 USB 連接線的使用

- 請勿用濕手觸摸交流電源線的端子。
- 請勿在雷雨天氣中，觸摸正連接至電源插座的交流電源線、交流電轉換器、USB 連接線或主機本身。
- 插入連接線之前，請先確認主機的端子 (如 USB 端子)、交流電轉換器或 USB 連接線的端子是否乾淨。如果不乾淨，請以乾淨軟布擦拭。
- 長時間不使用主機，或開始清潔主機時，請拔掉電源線插頭及所有其他的連接線。
- 請勿損壞交流電轉換器或交流電源線：
 - 請勿改造交流電轉換器或交流電源線。
 - 請勿將交流電源線或 USB 連接線纏繞在 PS Vita 主機或交流電轉換器上。
 - 請勿將交流電轉換器或交流電源線放近熱源，或讓它們變熱。
 - 請勿拉扯交流電源線。
 - 在拔下交流電源線時，請捉住電源插頭筆直地將插頭從電源插頭拔出。絕不能拉扯連接線或強制朝特定方向拔取。
 - 請避免踩到或掐擠交流電源線，尤其是插頭、電源插座與電源線等自主機延伸出來的組件更需注意。
 - 使用 PS Vita 主機或交流電轉換器時，請勿使用任何布類覆蓋主機或交流電轉換器，或將主機和交流電轉換器放入盒中，否則可能導致過熱而造成火災或主機損壞。
- 請勿將交流電源線插入變壓器或反相器。將交流電源線插入海外旅行者使用的變壓器或汽車專用的反相器，可能會導致交流電轉換器發熱，並造成灼傷或故障。
- 請使用容易連接的電源插座，以便必要時可快速拔出交流電源線。

螢幕

- 螢幕（觸碰螢幕）乃是採用玻璃製成。若受到過大的外力衝擊可能會出現破裂或毀損。若螢幕出現破裂或毀損，請勿觸摸螢幕或外露的內部零件。
- 使用主機時，請保持室內明亮，並盡量與螢幕保持距離。
- 按壓螢幕時請勿過份用力。此外，請勿使用任何堅硬或尖銳的金屬製品、鉛筆或指甲等劃傷或刮傷螢幕。這些行為會可能會損壞或破壞螢幕。
- 長時間接觸水或灰塵可能會損壞螢幕並縮短其壽命。
- 在螢幕的某些特定位置可能會出現黑點（暗點）或持續性的亮點。螢幕出現此類現象乃是正常現象，並非故障。螢幕乃使用高精密度的技術製造。但每個螢幕仍可能會殘存極少數的暗點或持續性的亮點，或螢幕上出現不規則的顏色或亮點。又，在關閉主機後，可能會有扭曲的圖像於畫面上殘存數秒鐘。
- 直射的日光可能會損壞主機的螢幕。於戶外或窗戶附近使用本主機時請務必小心。
- 在寒冷的環境中使用本主機時，您可能會發現圖像出現陰影或畫面似乎顯得比平常陰暗。此非故障，且螢幕會於溫度上昇後恢復正常。
- 請勿讓螢幕長時間顯示靜態影像。這可能會導致模糊的影像永遠殘留在畫面上。

左操作桿 / 右操作桿

- 操作桿無法拆除。若試圖拆除操作桿，可能會導致主機受傷或損壞。
- 按壓操作桿無法操作操作桿。太用力按壓會損壞操作桿。

使用Wi-Fi無線基地台

使用 Wi-Fi 機能連接至網路時，主機會自動搜尋附近的基地台。主機可能會偵測到非公用的基地台。請僅連接到您有權使用的個人基地台，或是經由商用 Wi-Fi 服務提供的基地台。使用者需自行支付使用 Wi-Fi 網路連線所產生的一切費用。

家長監控

家長及監護人可按需要在 PS Vita 主機上限制孩童可遊玩或使用的機能。此外，Sony Entertainment Network 也準備了在主帳戶看管下，一定年齡以下的使用者可使用的副帳戶。詳情請參閱用戶指南。

錄製資料

下列情況可能會造成保存在 PlayStation®Vita 卡或記憶卡內的資料遺失或毀損。

- 於保存或載入資料時，強硬取出 PS Vita 卡或關閉 PS Vita 主機電源。
- 於啟動 PS Vita 主機電源時強硬取出記憶卡。
- 於帶有靜電或有電波干擾之區域使用。

無論理由為何，遊戲與資料一旦遺失或毀損，通常即已無法復原。因此建議您應定期為遊戲與資料預留備份檔案。Sony Interactive Entertainment Inc. 與其子公司、關係企業對於因遊戲或資料的遺失或毀損而造成之損害，概不承擔任何責任。

依據著作權法，在未取得著作權人同意前，除了個人娛樂用途外，任何錄製的影像或聲音內容皆不得用於其他用途。請遵守著作權法及相關法規使用此類內容。Sony Interactive Entertainment Inc. 對任何錄製影像或聲音的使用概不負擔任何責任。此外，請注意，不論是否用作個人娛樂用途，部份表演、戲劇、電影及展覽仍可能禁止錄製影像或聲音。

收藏盒和收藏套

將主機放入盒子中保管或以其他物件覆蓋時，請關閉主機電源或讓主機進入待命模式。切勿於裝入盒子或以其他物件覆蓋時使用主機，否則可能會導致過熱或主機故障。

切勿分解主機或各種周邊

請按照使用說明書來操作 PS Vita 主機與各種周邊。嚴禁擅自分解或改造主機，禁止分解和使用其電路結構。擅自分解主機將喪失所有保障權益。此外，還有發生火災、觸電或主機故障的危險。

在其他國家使用

因各國規定，部分國家可能會對特殊類型的無線電波有所限制。在某些情況下，使用主機的網路機能可能會被罰款或受到其他處罰。

結露現象

若把 PS Vita 主機從寒冷的地方直接搬到溫暖的場所，機內可能會凝結水氣並導致主機無法正常運作。

若發生此種現象，請關閉主機的電源。在水氣尚未蒸發之前，請勿使用 PS Vita 主機（水氣蒸發可能需要數小時）。如果主機仍無法恢復正常操作的話，請參閱官方網站，或致電客戶服務熱線（▶▶ 背頁），以取得必要協助。

外殼表面之管理與清潔

為了安全著想，請在開始清潔前，先自電源插座中拔出交流電源線，並拔掉所有其他連接線。

清潔外殼表面、螢幕與相機部份

- 使用軟布輕柔擦拭。
- 請勿使用溶劑或其他化學藥劑擦拭外殼表面、螢幕與相機部位。
- 請勿使用經化學處理的抹布擦拭主機。

清潔連接端子

若 PS Vita 主機的連接端子或 USB 連接線出現污痕，可能無法正確接收或傳送訊號。此外，若耳機的連接端子出現污痕，可能會出現噪音或聲音中斷的現象。此時請以乾淨軟布擦拭，以維持清潔乾淨。

接觸其他物體

請遵守下列注意事項，以避免 PS Vita 主機表面褪色或損壞：請勿將主機長時間放置在橡膠或乙烯基產品的附近。

電池壽命


內置電池的壽命有限。電池續航力（使用時間）會因重複使用的次數與時間而不斷減少。若電池的使用時間開始明顯縮短，請致電客戶服務熱線（●▶ 背頁）查詢更換電池的有關服務*。


* 此服務乃依據保用條款及細則提供，詳情請參閱本說明書的「硬件維修責任」（●▶ 23 頁）。

提示

電池的壽命會因儲存方法及使用狀況，包括溫度等長期環境因素而有所不同。

出現動作不正常的情形時

持續按住 （電源）按鈕，即會顯示安全模式的畫面。請遵循畫面指示，重新啟動 PS Vita 主機。

若按住 （電源）按鈕 30 秒以上仍然無法啟動安全模式，可能是電池的充電量已用盡。請使用隨附的交流電轉換器進行充電。

安全模式是以最低限度的機能啟動 PS Vita 主機，以解決問題的模式。請使用 PS Vita 主機上的按鈕執行操作。

硬件維修責任

有關各地區的保用條款及細則，請瀏覽官方網站 <http://asia.playstation.com> 的「支援」頁面，或致電客戶服務熱線（●▶ 背頁）。


丟棄或轉讓 PS Vita 主機時的注意事項

將 PS Vita 主機丟棄或轉讓予其他人前，請務必解除主機驗證，並消除主機內的所有資料。若未消除，您的個人詳細資訊和信用卡號等情報可能遭到第三者擅自查閱或非法利用。PS Vita 主機及周邊機器乃以金屬或塑膠等物料製成。請遵從當地法律，正確處理廢棄的主機。

1 備份資料


使用  (內容管理) 可將 PS Vita 主機的資料備份至 PlayStation®3 或個人電腦。請按需要進行備份。關於備份的詳情請參閱用戶指南。

提示

可使用  (內容管理) 將已備份的資料復原至新的 PS Vita 主機。


2 解除機器驗證

轉讓或丟棄主機後將無法解除機器驗證。由於 1 個 Sony Entertainment Network 帳戶可驗證的主機台數有限，請先解除驗證再轉讓或丟棄主機。關於機器驗證的詳情，請參閱用戶指南。

請進入  (設定) ➔ [啟動] ➔ [PlayStation™Network] ➔ [機器驗證] 並輕碰內容，以解除各個內容的驗證。

3 替 PS Vita 主機格式化

請將 PS Vita 主機的設定回復為初期設定，並刪除主機記憶體內的所有資料。若不替 PS Vita 主機格式化，第三者有可能會閱覽或使用您的個人資料或信用卡卡號等。

請輕碰  (設定) ➔ [啟動] ➔ [格式化] ➔ [替本主機格式化]，並遵循畫面指示，正確完成操作。

注意

不論任何直接、間接、後果性或特殊的損失或損害，包括未經授權的存取或使用資料而導致的任何損失或損害，Sony Interactive Entertainment Inc. 與其子公司、關係企業在此排除一切責任。

重要

切勿卸除 PS Vita 主機的螺絲。擅自分解主機將喪失所有保障權益。詳情請參閱「硬件維修責任」(●▶ 23 頁)。

規格

本公司保留在沒有事先通知情況下，變更設計或規格之權利。本說明書中介紹的主機操作方式可能因使用之系統軟件版本先後，而與實際不同。

PlayStation®Vita主機

螢幕	5 英吋 (16:9), 960 × 544, LCD, 多點觸碰電容性觸碰螢幕 約可顯示 1,677 萬色
背面觸碰板	電容性多點觸碰板
相機	正面相機, 背面相機 最大解析度: 640 × 480 (VGA)
聲音	內建立體聲喇叭 內建麥克風
感測器	六軸動態感測系統 (三軸陀螺儀, 三軸加速計), 三軸電子指南針
位置	支援 Wi-Fi 位置服務
主要插槽與連接端子	PS Vita 卡插槽 記憶卡插槽 USB 連接埠 耳機 / 麥克風連接端
內置記憶卡	約 1 GB*

電源	內置型充電式鋰離子電池: DC 3.7 V, 2210 mAh 交流電轉換器: DC 5.0 V
最大耗電量	約 6 W (充電時)
外觀尺寸 (不包括最大突出部分)	約 183.6 × 15.0 × 85.1 mm (寬 × 高 × 深)
重量	約 219 g
操作溫度	5 °C - 35 °C

* 內置記憶卡內分為使用者分割區與系統檔案分割區，因此實際可用容量會小於本文書所記載的容量。

網路機能

Wi-Fi	支援 IEEE 802.11b/g/n*
Bluetooth®	支援 Bluetooth® 2.1+EDR

* 802.11n 僅支援 1×1。

交流電轉換器

輸入	AC 100-240 V, 50/60 Hz
輸出	DC 5 V, 1500 mA (1.5 A)
外觀尺寸 (不包括最大突出部分)	約 45 × 22 × 68 mm (寬×高×深)
重量	約 51 g

區域碼

PlayStation®Vita 規格軟件在每一個販賣地區皆設有區域碼限制。您可在本主機上使用以下地區的軟件。



電池的預估充電時間*

使用交流電轉換器充電	約 2 小時 40 分
------------	-------------

* 當電池電力已耗盡。

電池的預估持續時間

遊戲 *1*2	約 4-6 小時
播放影像 *1	約 7 小時
播放音樂 *1*3	約 12 小時

*1 螢幕亮度設為預設且使用耳機，但未使用 Bluetooth® 機能的測試結果。

*2 未使用網路機能的測試結果。

*3 主機進入待機模式時播放音樂的測試結果。

提示

電池使用時間會視播放的內容種類、畫面亮度及網路機能 (Wi-Fi/Bluetooth®) 等使用狀況而有所不同。

系統軟件

本產品中內建的系統軟件乃受 Sony Interactive Entertainment Inc. 限制授權。詳情請閱覽以下網站：
<http://doc.dl.playstation.net/doc/psvita-eula/>。

版權與商標



"", "PlayStation", "PSVITA" 和 "LIVEAREA" 為 Sony Interactive Entertainment Inc. 之註冊商標或商標。

"SONY"、" Sony Interactive Entertainment" 和 "Sony Entertainment Network" 為 Sony Corporation 之註冊商標或商標。

The Bluetooth® word mark and logos are owned by the Bluetooth SIG, Inc. and any use of such marks by Sony Interactive Entertainment Inc. is under license. Other trademarks and trade names are those of their respective owners.

所有其他商標皆屬相關原著權人所有。

User's Guide

To read the User's Guide, tap  (User's Guide) on the  (Settings) LiveArea™ screen. An Internet connection is required to read the User's Guide. You can also read the User's Guide by visiting the following website:

<http://manuals.playstation.net/document/>



Update site

The update site of the Official Website (see below) provides the latest information about system software updates, including how to update the system software. By updating the system software of the PS Vita system, you can enjoy additional features and enhanced security. Always update to the latest version.

Support

The PlayStation® product support site of the Official Website (see below) provides the latest questions and answers about your product.

用戶指南

若要閱覽用戶指南，請進入  (設定) 的 LiveArea™ 畫面並輕碰  (用戶指南)。閱覽用戶指南時需與網路連線。你亦可進入下列網站閱覽用戶指南：

<http://manuals.playstation.net/document/>

系統更新網站

官方網站（見下文）的系統更新網頁提供系統軟件更新的最新資訊，包括更新系統軟件的方法。透過更新 PS Vita 主機的系統軟件，即可追加各種機能 and 強化安全性。請經常將系統軟件更新至最新版本。

支援

官方網站（見下文）的 PlayStation® 產品支援網頁，提供產品的最常見問題和解答。

Official Website/官方網站

<http://asia.playstation.com>

Customer Service Hotline/ 客戶服務熱線

Mon to Sun 週一至週日 9:00-20:00

Hong Kong 香港 852-2341-2356

Singapore 新加坡 800-8523-663

Taiwan 台灣 0809-079-888



Sony
Interactive
Entertainment

